


# FY 2020 PREVENTION OUTCOMES REPORT



**THE PREVENTION OUTCOMES REPORT SUMMARIZES PREVENTION OUTCOMES WITH A FOCUS ON 1) SCHOOL-BASED CURRICULA, 2) ENVIRONMENTAL STRATEGIES, 3) YOUTH ACCESS TO TOBACCO STUDY (SYNAR), AND 4) PREVENTION SERVICES DISTRIBUTION**

## Highlights of the Report

**Eleven** different curriculum-based programs were implemented with **100%** of the participants in evidence-based programs.



**11 programs & 100%**

**THE TABLE SUMMARIZES PRE- AND-POST-TEST DIFFERENCES IN RISK SCORES AND SUBSTANCE USE RATES. REFER TO PAGE 21 IN THE 2020 PREVENTION OUTCOMES ANNUAL REPORT FOR MORE INFORMATION**

	Perceived Risk	Decision Making	Disapproval of Use	Perceived Peer Norms	E-Cigs or Vapes	Alcohol	Marijuana	Binge Drinking (past 2 wks)
Overall Middle School (14 sites, n=1574)	*			*	*	*	*	*
Overall High School (6 sites, n=259)	*		*	*			*	
Desired Marginally Significant		Desired Significant						*
Undesired Marginally Significant		Undesired Significant						*

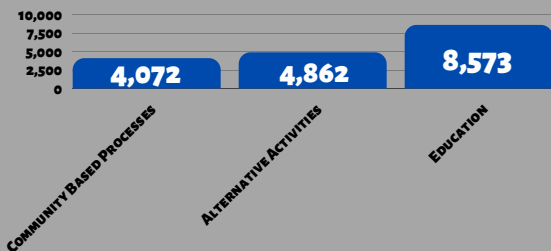
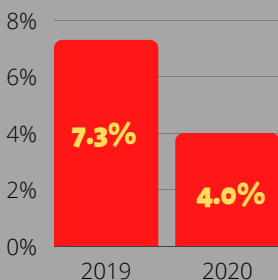


**For all eight substances measured, more than 9 in 10 of middle school & high school participants who were non-users at the pre-test remained non-users at the post-test.**



**Alcohol and tobacco compliance checks had the lowest buy rates since the Alcohol Enforcement Teams went statewide in 2007; buy rates in FY 2020 were 6.1% & 3.4%, respectively.**

THE YOUTH ACCESS TO TOBACCO STUDY (SYNAR) SHOWED THAT **4.0%** OF RETAILERS SOLD CIGARETTES TO UNDERAGE YOUTH, DOWN FROM **7.3%** IN FY 2019.



**PREVENTION PERSONNEL ACROSS THE STATE DELIVER SERVICES BASED ON THE SIX CSAP PREVENTION STRATEGIES.**

**16 million +**  
people received  
**Information Dissemination**

**267,788**  
strategies  
**Environmental Strategies**

**604**  
people  
**Problem Identification & referral**



Full report is found on [South Carolina Prevention/Evaluation Resources](#) webpage. Use the search box to locate the report.

