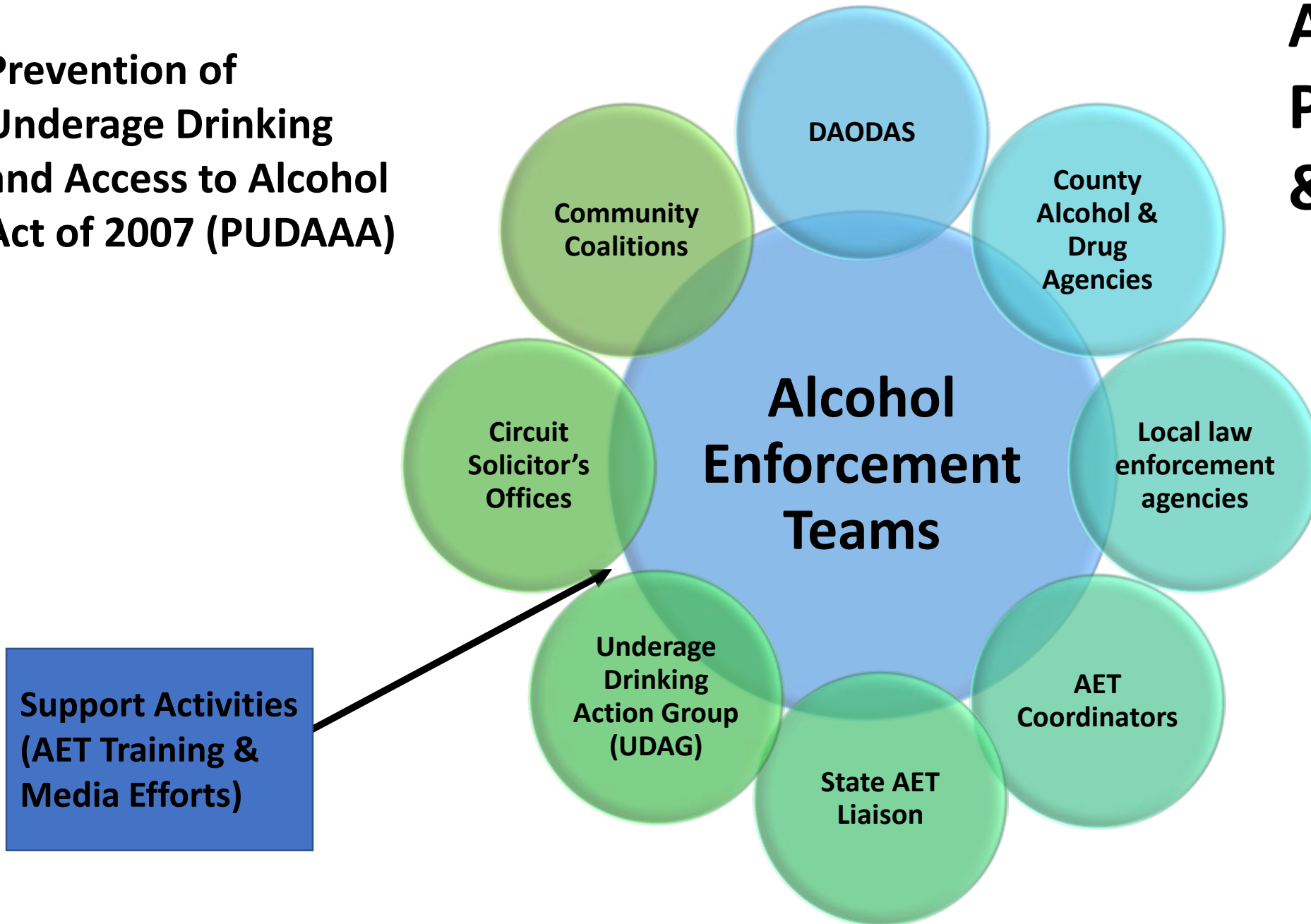


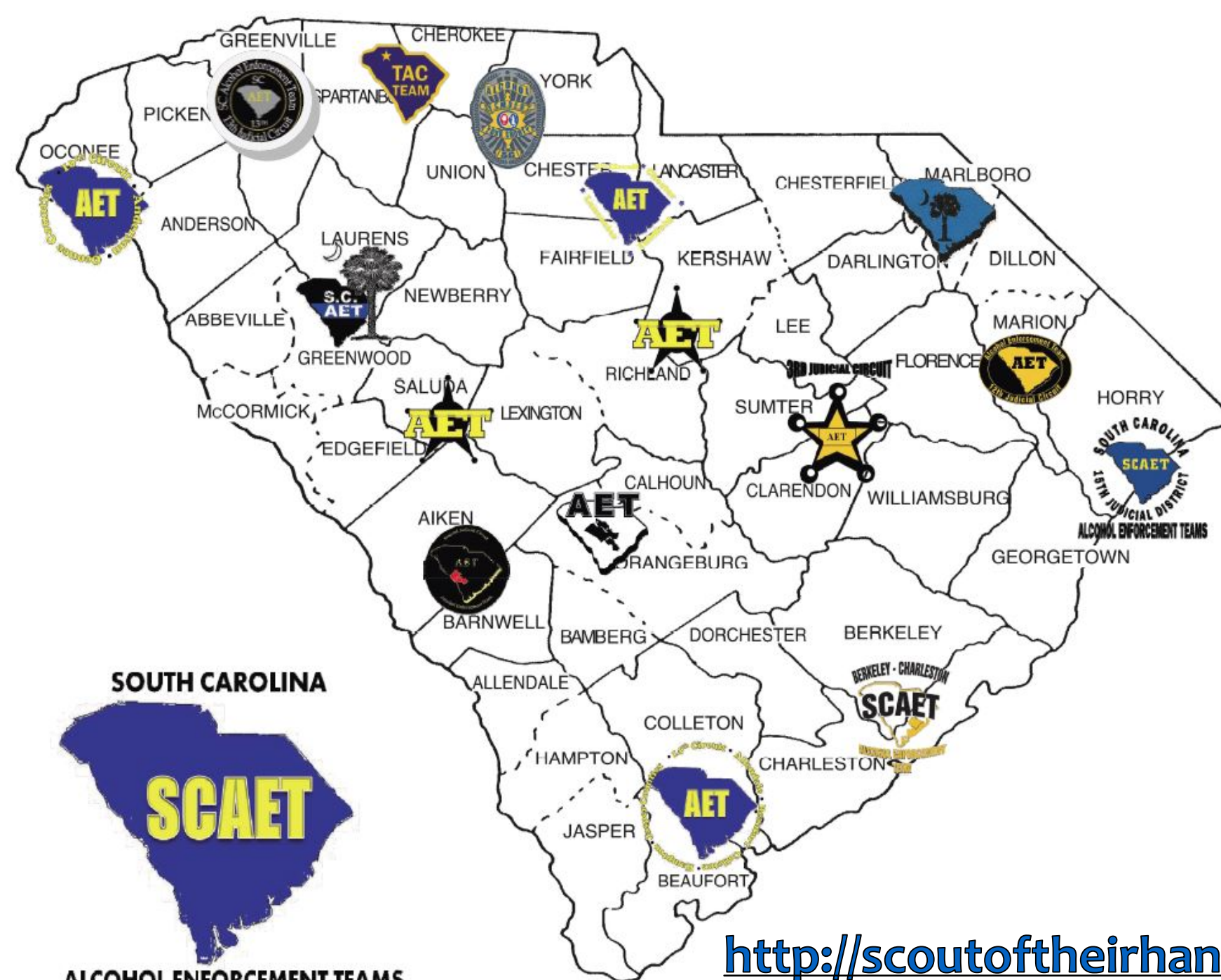
# FY2017 Alcohol Enforcement Team Outcomes



**Prevention of Underage Drinking and Access to Alcohol Act of 2007 (PUDAAA)**

**AET Partnerships & Structure**





- Each Circuit hired a Coordinator
- Began extending community relationships and building new ones toward building the teams
- All teams formed by October 2007

<http://scoutoftheirhands.org>

ALCOHOL ENFORCEMENT TEAMS

# South Carolina Online Reporting Tool

South Carolina Departme X

Secure [https://pire.co1.qualtrics.com/jfe/form/SV\\_3mZ6AJh2MRQMkVT](https://pire.co1.qualtrics.com/jfe/form/SV_3mZ6AJh2MRQMkVT)

Bookmarks 01 - Imported From II Suggested Sites PIRE Exernal Site PIRE Portal Infusing Cultural Com Professional Sites Advantages and Disa 04 - Coastal Carolina

**State of South Carolina Department of Alcohol and Other Drug Abuse Services Online Reporting Tool**

This survey requires a password.

Next

# South Carolina Online Reporting Tool

The screenshot shows a web browser window with the following details:

- Address bar: [https://pire.co1.qualtrics.com/jfe/form/SV\\_3mZ6AJh2MRQMkVT](https://pire.co1.qualtrics.com/jfe/form/SV_3mZ6AJh2MRQMkVT)
- Page Title: State of South Carolina Department of Alcohol and Other Drug Abuse Services Online Reporting Tool
- Section Header: Forms
- List of Forms:
  - [1. Bar Check/Fake ID Sweep](#)
  - [2. AET Saturation Patrol](#)
  - [3. AET Checkpoint](#)
  - [4. DAODAS Compliance Check](#)
  - [5. AET Party Dispersal](#)
  - [6. AET Shoulder Tap](#)
  - [7. AET Overall Monthly Report and Media](#)
- Instruction: To view reports please click "Next"
- Next Button: A red button labeled "Next" in the bottom right corner.



So, how did we do at state level?.....

**Outcome and impact Evaluation**

## Capacity Building - AET Training participation 43 of 46 counties since Oct. 2007

Training Topic	# of Participants	# of Officers	# of Youth Actors
3-hour AET Class	974	535	79
AET Activities	428	366	315
1-Day AET	164	151	72
Fake ID Training	668	600	161
PAS Systems	324	307	0
Mock Party Dispersal	112	109	72
Public Safety Checkpoints	273	252	0
Source Investigation	214	185	0
2-Day AET	840	757	476
Various Topics	482	382	0
<b>Totals</b>	<b>4,479</b>	<b>3,644</b>	<b>1,187</b>

# *FY2008 – FY2017 Enforcement Numbers*

*\* July 1, 2007 through June 30, 2017 (state fiscal years run July 1 to June 30)*

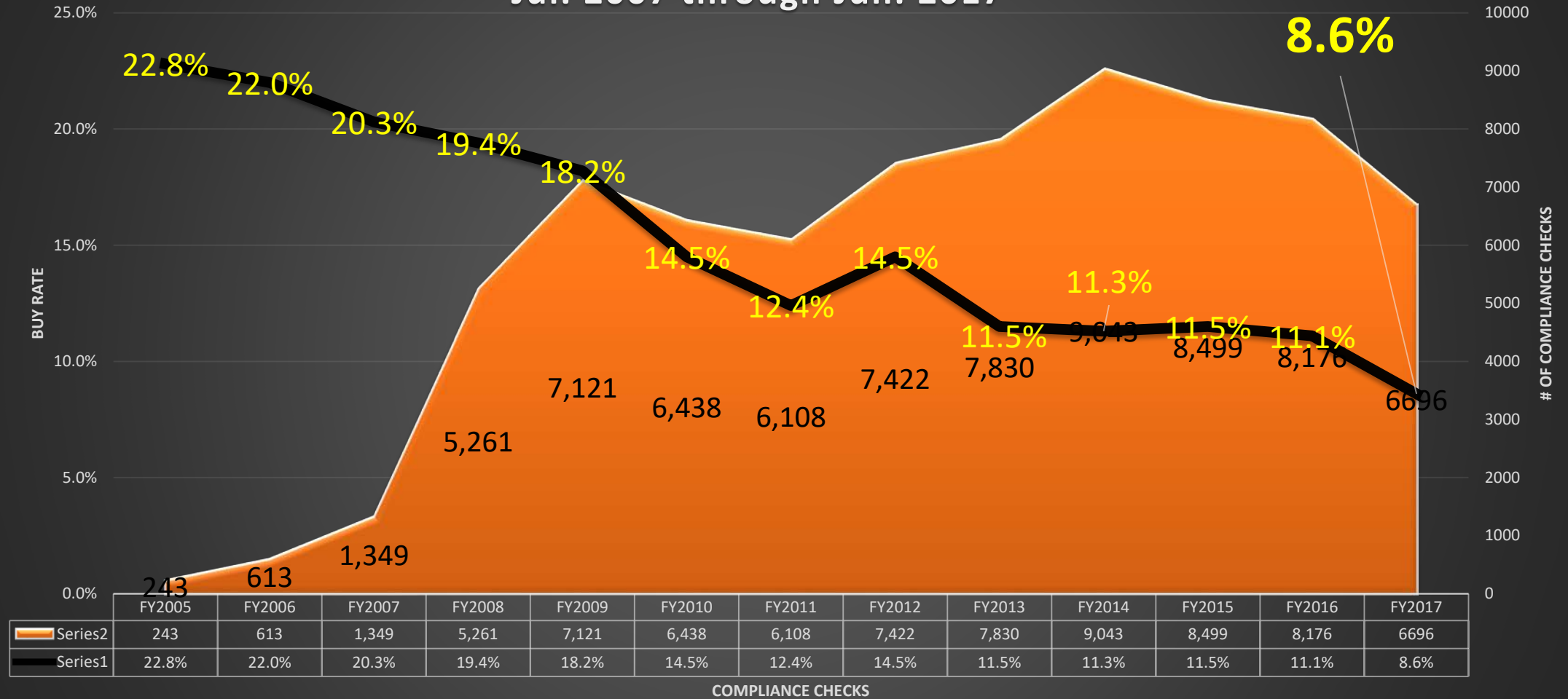
Activity	FY2008-2017	Activity	FY2008-2017
Compliance Checks	73,943	Compliance Check Sales	9,781
Public Safety Checkpoints	7,477	Bar checks	2,901
Saturation Patrols	2,620	# of Parties Prevented	1,522
Party Dispersals	1,395	Merchant Education	16,514
Media Contacts	2,995	Shoulder Taps	313

**\*\* Enforcement & Education numbers are collected monthly but FY 2018 numbers are not included in this count**



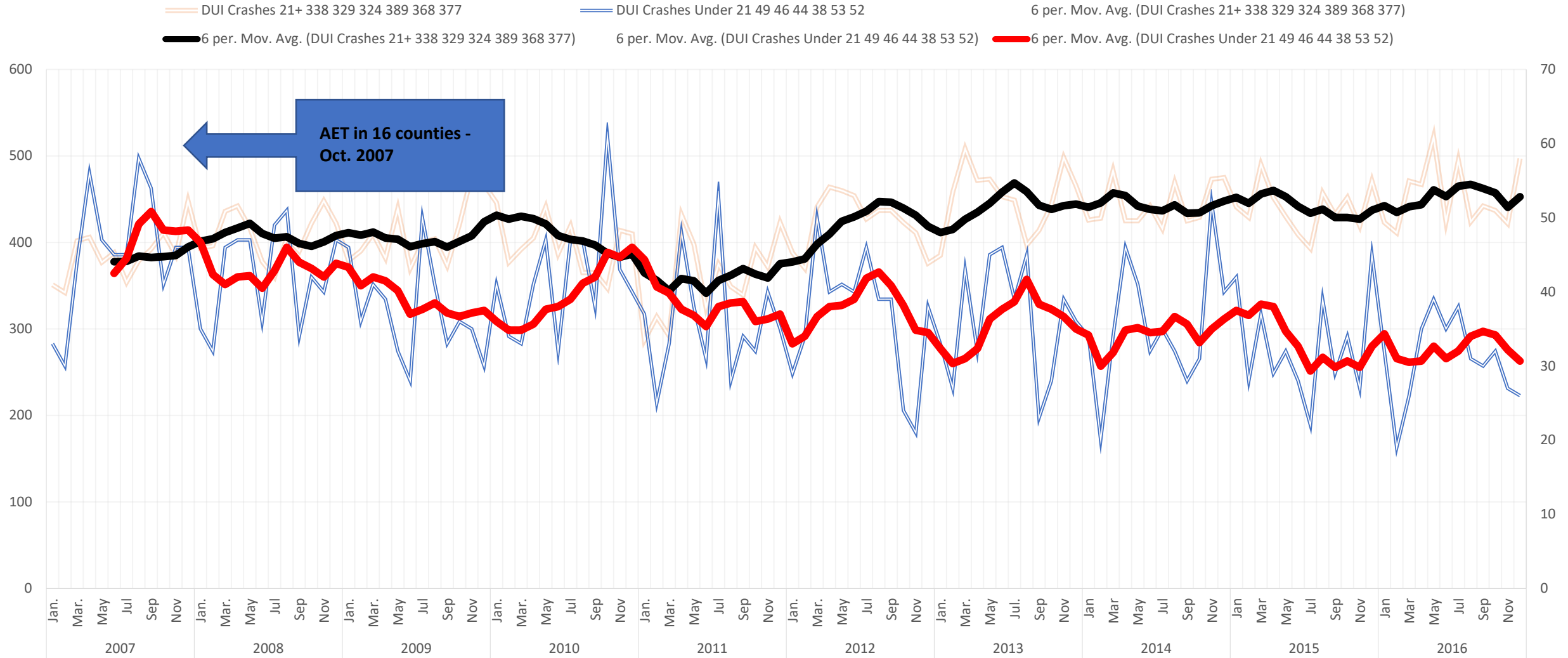
Compliance check operation results represent an almost 63% decrease in the buy-rate in SC!

### Compliance Checks Conducted vs. Buy Rate Jul. 2007 through Jun. 2017



# Alcohol Crashes 21+ up 20% & < 21 down 27% (as of 2015)

## SOUTH CAROLINA DUI CRASHES JUL. 2006 TO DEC. 2016 > 21 DRIVERS VS. 21 AND OLDER DRIVERS



# Outcomes for SC in Reducing Underage Drinking

Youth Risk Behavior Survey 2005 & 2015

<b>Survey Item</b>	<b>2005</b>	<b>2015</b>	<b>% decrease</b>
<b>high school students reported ever drinking alcohol</b>	<b>71.1%</b>	<b>58.0%</b>	<b>-18.4%</b>
<b>reported drinking alcohol before age 13</b>	<b>25.6%</b>	<b>21.4%</b>	<b>-16.4%</b>
<b>reported drinking alcohol in past 30 days</b>	<b>43.2%</b>	<b>28.4%</b>	<b>-34.3%</b>
<b>reported binge drinking (5 or more drinks in 2 hour time period) in past 30 days</b>	<b>23.6%</b>	<b>11.7%</b>	<b>-50.4%</b>

# 9th Annual "Out of Their Hands"



Every April since  
2010.....



# Questions?

**MICHAEL D. GEORGE, PhD**

State Alcohol Enforcement  
Team Liaison  
Program Manager, South Carolina

[mgeorge@pire.org](mailto:mgeorge@pire.org)

Phone: 803-479-3628  
445 Westwoods Drive  
Chapin, SC 29036

[www.pire.org](http://www.pire.org)



PACIFIC INSTITUTE FOR  
RESEARCH AND EVALUATION